

Kitchen COLLECTION

2022 Brochure





We specialise in quality kitchens bedrooms and bathrooms for less. All our furniture is easy to like, easy to buy and easy to fit and once you have one we know you will love it!

Our cabinets are of traditional 'glue and dowel' construction and are produced using the latest computer controlled machinery throughout the manufacturing process. We are so confident in our product, that it comes with a reassuring 10 year guarantee on all of our cabinets.

Please see a summary of our guarantee of individual items listed below.

10 years – Cabinet, drawer boxes, door hinge & drawer runners

5 years – Doors, drawer fronts, internal storage solutions and handles

1 year – Other accessories



We reserve the right to change products at any time.

Please note: Due to photographic and printing processes, the colours shown here may not be a true representation of the product. Please see samples for the actual colours.

Contents

Profile kitchens

Profile Indigo Blue Soft Matt Slab	8
Profile Natural Walnut Slab & Profile Dust Grey Slab	9
Profile Light Grey Gloss Slab & Profile Anthracite Gloss Slab	10
Profile White Gloss Slab & Profile Milano Concrete Slab	12
Profile White Matt Slab, Denim Blue Matt Slab & Smoke Blue Matt Slab	14
Profile Cashmere Matt Slab & Profile Milano Oxide Slab	16
Profile Jupiter Slab & Profile Fjord Green Matt Slab	18
Select your Profile door finish	20

Slab kitchens

Oak Dark Slab & Cashmere Slab	22
Cashmere Slab & Labrador Green Slab	23
White Slab & Natural Walnut Slab	24
Cashmere Slab	26
White Slab	27
Cashmere Matt Slab	28
White Matt Slab	30
Dust Grey Matt Slab	32
Dust Grey Gloss Slab	33
Light Grey Gloss Slab	34
Dust Grey Soft Matt Slab	36
Porcelain Soft Matt Slab	38
Milano Concrete Slab & Milano Oxide Slab	40
Fjord Green Matt Slab & Jupiter Slab	42
Denim Blue Matt Slab & Smoke Blue Matt Slab	44

Shaker kitchens

Light Grey Plain Shaker & Dust Grey Plain Shaker	46
White Slim Shaker & Labrador Green Slim Shaker	48
Shaker Woodgrain Cashmere	50
Shaker Woodgrain Light Grey	52
Shaker Bevelled Smooth Light Grey	54
Shaker Bevelled Smooth Indigo Blue	56
Shaker Bevelled Woodgrain Indigo Blue	58
Shaker Bevelled Woodgrain Light Grey & Dust Grey	59
Shaker Bevelled Woodgrain Light Grey	60
Chamfered Foil Shaker Denim Blue	62
Mock Inframe Foil Shaker Dust Grey	64
5 Piece Foil Beaded Woodgrain Shaker Light Grey	66
Painted Matt Shaker White	68
Painted Matt Shaker Anthracite	69
Painted Matt Shaker Light Grey	70
Beaded Shaker Painted Light Grey & Beaded Shaker Painted Dust Grey	72
Painted Mussel Shaker & Painted Sage Green Shaker	74
Painted Pebble Grey Shaker & Solid Light Oak Shaker	76
Painted Ivory Shaker	77
Painted Pebble Grey Slim Shaker & Painted Marine Slim Shaker	78
Painted Dust Grey Slim Shaker & Painted Porcelain Slim Shaker	80

Handleless kitchens

Handleless Light Grey Matt	82
Handleless Light Grey Gloss & Handleless Dust Grey Gloss	84
Handleless Dust Grey Matt & Handleless Light Grey Matt	85
Handleless Indigo Blue Matt	86
Handleless Anthracite Gloss	88
Handleless White Gloss	89

Lighting solutions	90
Clever storage	92

Select your door finish	94
Choose your cabinet finish	98
Choose your worktop finish	99
Choose your handle	100
Alusplash Backsplash	102
Essential planning information & measuring your space	104
Design points to consider & cabinet features	106

There are many reasons to choose one of our kitchens.

Our kitchens are simple to buy and easy to fit. Take a closer look and you'll find many more reasons to choose a kitchen from us over any other.

...here are just a few of them.

1 20 cabinet finishes
We have 20 cabinet finishes that match or complement the majority of our door finishes. They look as good on the inside as they do on the outside, which is the sign of a quality manufacturer and they minimise costly finishing panels.

2 Glue & dowel construction
A rigid cabinet is a must in a top quality kitchen. Our cabinets are made using glue and dowel construction and each one is made to order meaning only the holes that are required are drilled.

3 Internal Accessories
We use the highest quality internal accessories from Kesseböhmer. These include corner Cantilever and Pull-Out access solutions, along with Base, Wall and Tall pull-outs for easy accessible storage.

4 High quality drawers
We offer a choice of drawers in either steel or wood. Both with soft closing full extension runners with capacity to hold up to 65kg.

5 Unit availability
We offer one of the widest range of unit widths in the market, ensuring maximum storage utilisation and therefore avoiding the need for unnecessary filler panels.

6 Range of lighting
We offer a wide range of lighting from mood, task and convenience to add that finishing touch to your kitchen.

7 Complementary worktops
With 40 traditional and contemporary finishes, ranging from a slim 16mm square edged worktop through to 38mm radiused style, you are guaranteed to find the perfect match for your dream kitchen.

8 All cabinets are made to order & hand built in the UK.

To help you choose, please use our simple style guide.



Profile Pages 6 to 20

A Profile kitchen creates a true handleless look by using a profile rail to allow easy door opening. The profile rail is available in nine complementary finishes.



Slab Pages 22 to 45

Slab kitchens are perfect for those seeking a minimalist feel. These doors can be used with an extensive range of attractive handles allowing you to create an individual look.

Please see our extensive range of handles on pages 100 and 101.



Shaker Pages 46 to 81

The Shaker kitchen design is a true classic suitable for a broad range of homes. There is a wide range of choice from traditional through to modern shaker style kitchens.

Please see our extensive range of handles on pages 100 and 101.



Handleless Pages 82 to 89

Handleless kitchen doors are perfect for the stylish modern kitchen with an integrated 'J' pull grip to create a visually handleless look and feel.

Profile Kitchens

A true handleless Kitchen

Over the next few pages you will see our collection of Profile kitchens that create a truly handleless look using a profile available in 9 complementary finishes.

Pages 8 to 19.

Choice of profile finishes



Aluminium Brushed



White Matt Painted




Black Brushed



Dust Grey Painted



Graphite Painted



Grey Brushed



Bronze Brushed



Brass Brushed



Copper Brushed





Profile

in Profile Indigo Blue Soft Matt Slab
Soft Matt Slab

Create an impressive uber contemporary kitchen by combining our Indigo Blue Soft Matt with a contrasting plain soft matt colour.

Shown with:

Aluminium Brushed Profile Handleless Trim
Top Boxes
Tall Oven Housing & Larder Units (2115 High)
Feature Island
Matching Plinth

All Profile door finishes are shown on page 20

The profile rail is available in a choice of 9 contemporary finishes

Profile Natural Walnut Slab & Profile Dust Grey Slab

Matt MFC Slab & Matt Foil Slab

Shown with Dust Grey Painted Profile Handleless Trim



Profile

in Profile Light Grey Gloss Slab &
Profile Anthracite Gloss Slab
Painted Gloss Slab

Complement the gloss slab doors with an aluminium profile trim to create a sleek stylish look. The use of anthracite gloss doors creates a dramatic focal point at the heart of the kitchen.

Shown with:

Aluminium Brushed Profile Handleless Trim
Hi-Line and Two Drawer Base Unit
Wall Units (720 High)
Tall Oven Housing & Larder Units (2115 High)
Hi-Line Base Units with Hi-Line Feature End Panels
Matching Plinth

All Profile door finishes are shown on page 20

The profile rail is available in a choice of 9 contemporary finishes





Profile

in Profile White Gloss Slab &
Profile Milano Concrete Slab
Painted Gloss Slab & Designer Matt MFC Slab

The concrete finish island used with the ever popular gloss white door, presents an exciting combination of textures. The whole effect is enhanced by the addition of a copper profile trim creating a contemporary striking design.

Shown with:
Copper Brushed Profile Handleless Trim
Two Drawer Base Units with Drawerline Feature End Panels
Tall Oven Housing & Larder Units (2115 High)
Hi-Line Base Units with Hi-Line Feature End Panels
Matching Plinth

All Profile door finishes are shown on page 20

The profile rail is available in a choice of 9 contemporary finishes

Profile

in Profile White Matt Slab, Denim Blue
Matt Slab & Smoke Blue Matt Slab
Painted Matt Slab & Designer Matt MFC Slab

There's no need to stick to one colour in the kitchen, a combination of different shades and textures can create an individual look and feel in your home, as shown in this image.

Shown with:

Aluminium Brushed Profile Handleless Trim
Two Drawer Base Units with Drawerline Feature End Panels
Tall Oven Housing & Larder Units (2115 High)
Hi-Line Island Base Units with Hi-Line Feature End Panels
Matching Plinth

All Profile door finishes are shown on page 20

The profile rail is available in a choice of 9 contemporary finishes





Profile

in Profile Cashmere Matt Slab &
Profile Milano Oxide Slab
Painted Matt Slab & Designer Matt MFC Slab

Enhance the designer look of the Milano Oxide door by combing it with a graphite painted profile trim to create an urban vibe, shown here with a contrasting cashmere matt door.

Shown with:

Graphite Painted Profile Handleless Trim
Two Drawer Base Units with Drawerline Feature End Panels
Tall Oven Housing & Larder Units (2115 High)
Hi-Line Island Base Units with Hi-Line Feature End Panels
Matching Plinth

All Profile door finishes are shown on page 20

The profile rail is available in a choice of 9 contemporary finishes

Profile

in Profile Jupiter Slab &
Profile Fjord Green Matt Slab
Designer Matt MFC Slab

Combine a solid matt door and a textured slab door with a black brushed profile trim to create a sophisticated look and feel.

Shown with:

Black Brushed Profile Handleless Trim
Two & Three Drawer Base Units
Tall Oven Housing & Larder Units (2115 High)
Hi-Line Island Base Units with Hi-Line Feature End Panels
Matching Plinth
Bronze Glazed Wall Units with Brown Frame
Reference [CG](#) see page 93

All Profile door finishes are shown on page 20

The profile rail is available in a choice of 9 contemporary finishes




Select your Profile door finish

Choosing your door style and finish is important. Colour match to your desired kitchen finish or choose a contrast to suit your personality.


GLAZED CONTEMPORARY GLASS
with the following symbol have a glazed door option.



Profile PRICE GROUP 1
Matt MFC Slab



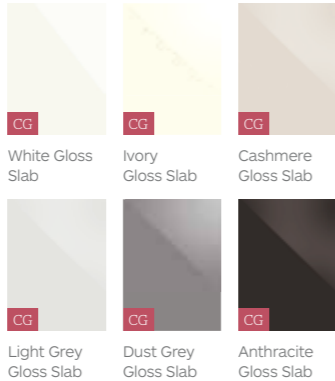
Profile PRICE GROUP 1
Matt Foil Slab



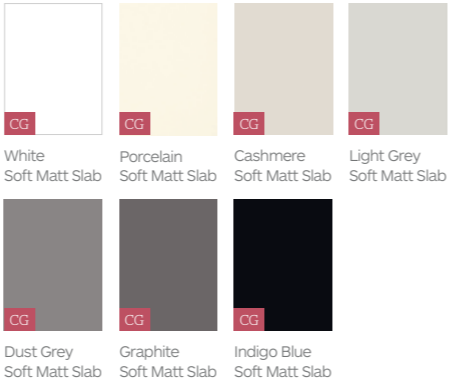
Profile PRICE GROUP 2
Painted Matt Slab



Profile PRICE GROUP 2
Painted Gloss Slab



Profile PRICE GROUP 2
Soft Matt Slab (Laminate Foil)



Profile PRICE GROUP 3
Designer Matt MFC Slab



Slab, Shaker & Handleless Kitchens

Over these pages we want to show some of our favourite kitchens that have either a handle fitted or an incorporated 'J' pull handle to give a handleless look.

You can find our collection of handles on pages 100 & 101



Slab

in Oak Dark Slab & Cashmere Slab
 Matt MFC Slab & Matt Foil Slab

This kitchen presents a stylish modern design with matching doors, worktop and backsplash, contrasted with Cashmere wall units.

Shown with:

- Tall Oven Housing & Larder Units (2115 High)
- Open Display Wall Unit shown as End Unit
- Matching Plinth
- Brushed Steel Slimline Handle Set (TH1001, TH1002, TH1003)

Cashmere Slab & Labrador Green Slab

Matt Foil Slab

Shown with Stainless Steel 'D' Scolloped Handle Set (TH303 & TH304)



Slab

in White Slab & Natural Walnut Slab
Matt Foil Slab & Matt MFC Slab

This stylish contemporary kitchen has been created by combining matt slab doors with matching woodgrain doors and worktops.

Shown with:
Mid Height Oven Housing & Larder Units (1400 High)
Splayed Diagonal Wall Units
Stainless Steel 'D' Scalloped Handle Set (TH303, TH304)





Slab

in Cashmere Slab
Matt Foil Slab

This kitchen has been created by matching the woodgrain cabinets, worktops and backsplash with a contrasting Cashmere matt door, achieving a simple co-ordinated design which is guaranteed to impress.

Shown with:

Brushed Aluminium Wrap Over Handle Set
(TH326, TH327, TH328)

Wrap Over Handles are available in Aluminium
Brushed, Chrome, Graphite, Bronze, Copper & Black.

White Slab

Matt Foil Slab

Shown with Brushed Steel Block Bar Handle Set (TH351 & TH354)



Slab

in Cashmere Matt Slab
Painted Matt Slab

A distinctive kitchen in a matt painted finish that allows anyone to personalise their kitchen and make it their own.

Shown with:

Two Drawer Base Units
Tall Oven Housing & Larder Units (2115 High) clad in
18mm matching panelling
Matching Plinth & Panelling
Satin Nickel Bow Handle Set (TH307)





Slab

in White Matt Slab
Painted Matt Slab

A matt painted finish featuring contemporary glazed units. Matching backsplash and worktop complement the look.

Shown with:

Breakfast Bar Island with Hi-Line Base Units
Mid Height Oven Housing & Larder Units (1590 High)
Matching Plinth & Panelling
Chrome 9mm Square Bar Handle (TH1128)
Clear Glazed Wall Units with Silver Frame
Reference [CG](#) see page 95



Slab

in Dust Grey Matt Slab
Painted Matt Slab

These sleek and contemporary kitchens finished in matt or gloss painted Dust Grey create the perfect modern look.

Shown with:

Short Wall Units (290 High) clad in 18mm matching panelling

Mid Height Oven Housings & Larder Units (1590 High)
Matching Plinth & Panelling
Brushed Steel Block Bar Handle Set (TH351 & TH354)

Dust Grey Gloss Slab

Painted Gloss Slab

Shown with Brushed Steel Block Bar Handle Set (TH351 & TH354)



Slab

in Light Grey Gloss Slab
Painted Gloss Slab

These painted gloss doors create a contemporary look with clean lines that are fresh in design and provide a perfect canvas for a feature handle of your choice.

Shown with:
Vertical Bi-Fold Wall Units (720 High)
Hi-Line Base Units
Feature Island with Two Drawer Base Units
& Breakfast Bar
Matching Plinth
Chrome 9mm Square Bar Handle (TH1128)





Slab

in Dust Grey Soft Matt Slab
Soft Matt Slab (Laminate Foil)

This soft matt door in a robust and easy to care for finish creates a smooth clean design giving this kitchen a contemporary feel.

Shown with:
Hi-Line & Three Drawer Base Units
Wall Units (575 high) clad in 18mm matching panelling
Matching Plinth & Panelling
Grey 9mm Square Bar Handle (TH1126)

Slab

in Porcelain Soft Matt Slab
Soft Matt Slab (Laminate Foil)

Create an impressive contemporary kitchen by combining a light Porcelain effect door with contrasting Burnt Bronze worktops, backsplash and panelling to achieve a striking co-ordinated look.

Shown with:
Wall Units (720 High) clad in 19mm matching
Burnt Bronze panelling
Three Drawer Base Units
Matching Plinth
Graphite Angular 'D' Handle Set (TH1157 & TH1158)



Home office workspace in matching front and worktop.





Slab

in Milano Concrete Slab & Milano Oxide Slab
Designer Matt MFC Slab

The slab door in these two Milano finishes creates a modern urban feel in any kitchen. Perfect for the contemporary home.

Shown with:

Two Drawer Base Units
Vertical Bi-Fold Wall Units (720 High)
Tall Larder Units
Matching Plinth & Panelling
Bronze Wrap Over Handle Set (TH-1094, TH-1095, TH-1096)

Wrap Over Handles are available in Aluminium
Brushed, Chrome, Graphite, Bronze, Copper & Black.



Slab

in Fjord Green Matt Slab & Jupiter Slab
Designer Matt MFC Slab

The combination of a solid matt slab door and a textured slab door creates a clean, complementary design. Making it ideal for the modern homemaker.

Shown with:

Vertical Bi-Fold Wall Units (720 High)
Tall Oven Housing & Larder Unit (2300 High)
Matching Plinth & Panelling
Brushed Copper 9mm Square Bar Handle (TH1063)

Jupiter Slab Feature Island
Designer Matt MFC Slab



Slab

in Denim Blue Matt Slab &
Smoke Blue Matt Slab
Designer Matt MFC Slab

Using two subtle blue finishes creates a contemporary look which makes this kitchen the ideal sociable, living space.

Shown with:

Two Drawer Base Units
Hi-Line Base Units
Tall Oven Housing & Larder Units (2115 High)
Matching Plinth & Panelling
Black Wrap Over Handle Set (TH1078, TH1079, TH1080)

Wrap Over Handles are available in Aluminium Brushed, Chrome, Graphite, Bronze, Copper & Black.



Shaker

in Light Grey Plain Shaker
& Dust Grey Plain Shaker
Matt Foil Plain Shaker

This kitchen presents a modern twist on a traditional design mixing light and dust grey hues which provides a contemporary space.

Shown with:

Feature Breakfront Built-under Oven Housing
Traditional Cornice & Light Pelmet
Contrasting Base & Wall Units
Open Plate Wall Unit with Oak Rack
Matching Plinth & Panelling
Chrome Knob & Shell Handle Set (TH1008 & TH1009)

Shaker

in White Slim Shaker &
Labrador Green Slim Shaker
Matt Foil Slim Shaker

Create a striking effect in any kitchen by mixing a bold colour with a complementary contrasting finish that truly shows character and flair.

Shown with:
Drawerline and Hi-Line Base Units
Modern Cornice & Light Pelmet
Matching Plinth & Panelling
Antique Bronze Knob & Shell Handle (TH1041, TH1040)





Shaker

in Shaker Woodgrain Cashmere
Five Piece Foil Woodgrain Shaker

This timeless shaker design in a classic finish with a wide frame in a woodgrain texture creates depth and character.

Shown with:

Five Drawer Base Units with Radius Pilasters
Feature Mantle
Feature Island with Radius Pilasters
Traditional Cornice & Light Pelmet
Matching Plinth & Panelling
Antique Pewter Handle (TH138)
Glazed Dresser Units Reference [CL](#) see page 95

Shaker

in Shaker Woodgrain Light Grey
Five Piece Foil Woodgrain Shaker

An attractive shaker design in a woodgrain finish features matching worktop and backsplash, complemented with a feature breakfast bar to complete the look.

Shown with:

Two Drawer Base Units
Mid Height Oven Housings (1590 High)
Matching Plinth
Brushed Steel Block Bar Handle Set (TH351 & TH354)
Bronze Glazed Wall Units with Brown Frame
Reference [CC](#) see page 95



Shaker

in Shaker Bevelled Smooth Light Grey
Five Piece Foil Bevelled Smooth Shaker

This timeless design finished in a smooth matt painted effect gives a traditional feel to this popular classic style. Shown here with a perfectly chosen wooden worktop.

Shown with:
Feature Island with Two Drawer Base Units (575 High)
Open Shelving in Natural Oak finish
Drawline Base Units
Matching Plinth & Panelling
Chrome Knob & Shell Handle Set (TH1008 & TH1009)



Living area in matching front and worktop.

Shaker

in Shaker Bevelled Smooth Indigo Blue
Five Piece Foil Bevelled Smooth Shaker

An attractive shaker door in a smooth matt painted effect, combined with a mock in-frame design creates a traditional classic look.

Shown with:

Hi-Line Base Units
In-Frame look using universal moulding
Traditional Cornice
Matching Plinth & Panelling
Brushed Steel 9mm Square Bar Handle (TH1127)
Glazed Wall Units
Reference [CL](#) see page 95



Living area in matching front finish.





Shaker

in Shaker Bevelled Woodgrain Indigo Blue
Five Piece Foil Bevelled Woodgrain Shaker

The bevelled edge frame on this woodgrain door creates an interesting design twist to the traditional shaker door. Available in eight attractive finishes.

Shown with:

Feature Island with Hi-Line Base Units
 Feature Mantle Shelf with Matching Shelf Corbels
 Matching Plinth & Panelling
 Antique Pewter Knob (TH350)

Shaker Bevelled Woodgrain Light Grey & Dust Grey
Five Piece Foil Bevelled Woodgrain Shaker
 Shown with Antique Pewter Knob (TH350)



Shaker

in Shaker Bevelled Woodgrain Light Grey
Five Piece Foil Bevelled Woodgrain Shaker

Glazed dresser units add an attractive focus to this stylish bevelled edged woodgrain shaker door design.

Shown with:

Hi-Line Base Units
Three Drawer Base Units
Wall Units (575 High)
Traditional Cornice
Matching Plinth & Panelling
Antique Pewter Handle Set (TH138 & TH139)
Glazed Dresser Units Reference [CL](#) see page 95



Feature Island Open Display Unit with plant on matching door panels.

Shaker

in Denim Blue
Chamfered Foil Shaker

A striking classic shaker kitchen with a modern twist utilising an on trend contemporary finish with complementary chrome handles.

Shown with:

Hi-line base units
Three drawer base units
Tall oven housing
Matching plinth & panelling
Chrome 9mm Square Bar Handle (TH1128)
& Chrome Shell Handle (TH1009)



Shaker

in Dust Grey
Mock Inframe Foil Shaker

A minimalist mock inframe shaker kitchen style which gives the illusion of an authentic timber inframe kitchen.

Shown with:
Pantry units
Drawline base units
Matching plinth and panelling
Stainless Steel Taper Bridge handle (TH302)
& Chrome Shell Handle (TH1009)

Shaker

in Light Grey
5 Piece Foil Beaded Woodgrain Shaker

A classic woodgrain shaker in a modern open plan living area utilising tongue and groove panelling for a more traditional look.

Shown with:
Three drawer base units
Pantry units
Tongue & Groove panelling
Chrome Knob & Shell Handle Set (TH1008 & TH1009)





Shaker

in Painted Matt Shaker White
Painted Matt Shaker

This kitchen in an attractive shaker door without feature joints in a matt painted finish, provides a clean and timeless look.

Shown with:

- Drawline Base Units
- Feature Mantel
- Feature Island with Curved End & Radius Pilasters
- Modern Cornice & Light Pelmet
- Antique Pewter Handle (TH138)

Painted Matt Shaker Anthracite
Painted Matt Shaker

Shown with Modern Chrome 'D' Handle (TH112)



Shaker

in Painted Matt Shaker Light Grey
Painted Matt Shaker

This matt painted shaker style kitchen with wider frames and no feature joints is ideal for creating a clean and modern living space.

Shown with:

Two Drawer Base Units
Curved Base & Wall Units
Tall Oven Housing & Larder Units (2115 High)
Feature Island with Square Pilaster
Modern Cornice & Light Pelmet
Brushed Steel Case Bridge Handle (TH137)





Shaker

in Beaded Shaker Painted Light Grey &
Beaded Shaker Painted Dust Grey
Beaded Shaker Solid Painted

This stunning traditional kitchen with solid beaded doors offers iconic features that create a truly distinctive kitchen design for your home.

Shown with:

Hi-Line Base Units
Tall Larder Units (2115 High)
Traditional Cornice & Light Pelmet
Matching Plinth & Panelling
Chrome Knob Handle (TH1008)
Glazed Wall Units Reference [CB](#) see page 95

Shaker

in Painted Mussel Shaker &
Painted Sage Green Shaker
Solid Painted Shaker

A classic look has been created by using traditional features such as tongue and groove effect panelling and a feature canopy with a solid shaker painted door.

Shown with:

Feature Canopy
Feature Island with Square Pilasters
Wall Units (900 High)
Traditional Cornice & Light Pelmet
Matching Plinth & Tongue and Groove Panelling
Cast Iron 'D' Handle Set (TH490, TH1012 & TH1013)





Shaker

in Painted Pebble Grey Shaker &
Solid Light Oak Shaker
Solid Painted Shaker

This is the perfect classic shaker design that allows anyone to personalise their kitchen and make it their own. These solid doors in a woodgrain finish are available in a wide range of stunning colours.

Shown with:

Feature Island in Solid Light Oak with Open Display & Four Drawer Base Units

Tall Larder Units with Over Cupboards
Traditional Cornice & Light Pelmet
Matching Plinth

Painted Ivory Shaker

Solid Painted Shaker

Shown with Chrome Shell Handle (TH1009) & Chrome Bow Handle (TH2006)



Shaker

in Painted Pebble Grey Slim Shaker &
Painted Marine Slim Shaker
Solid Slim Painted Shaker

This slim framed shaker design in a solid woodgrain painted finish is combined with a mock in-frame profile to create a fresh take on the traditional, classic look.

Shown with:

Feature Island
Drawline Base Units with Wide Drawers
Breakfront Sink Unit
In-Frame look using universal moulding
Matching Plinth & In-Frame End Panels

Feature Glazed Dresser Unit
Hi-Line Base Units
Glazed Dresser Units
In-Frame look using universal moulding
Traditional Cornice
Matching Plinth & In-Frame End Panels

Chrome Knob & Shell Handle Set (TH1008, TH1009)





Shaker

in Painted Dust Grey Slim Shaker & Painted Porcelain Slim Shaker
Solid Slim Painted Shaker

An elegant traditional kitchen can be created by combining a variety of colours. With 7 painted finishes available, this solid woodgrain slim frame shaker will suit almost any home.

Shown with:

Three Drawer Base Unit with Wide Top Drawer
Tall Oven Housing & Larder Units (2115 High)
Wall Units (720 High)
Traditional Cornice & Light Pelmet
Matching Plinth & Tongue & Groove Panelling
Chrome 9mm Square Bar Handle (TH1128)




Low level media furniture in matching front finish.

Handleless

in Handleless Light Grey Matt
Matt Painted Handleless

This stunning handleless kitchen in a painted matt finish creates a sleek minimalist look.

Shown with:
Hi-Line Base Units
End Panel with External Corner Profile Post
Matching Plinth
Smoked Glazed Wall Units with Black Frame
Reference  see page 95





Handleless

in Handleless Light Grey Gloss &
Handleless Dust Grey Gloss
Gloss Painted Handleless

A minimalist look can be
created perfectly with
a handleless design,
available in matt or gloss.

Shown with:

Hi-Line Base Units
Tall Oven Housing & Larder Units (2115 High)
End Panels with External Corner Profile Post
Matching Plinth

Handleless Dust Grey Matt &
Handleless Light Grey Matt
Matt Painted Handleless





Handleless

in **Handleless Indigo Blue Matt**
Matt Painted Handleless

These painted matt doors with a discreet integrated pull-handle create a stunning look with clean lines that are fresh and contemporary in design and style.

Shown with:

Hi-Line Base Units
Three Drawer Base Units with wide top drawer
Wall Units (720 High)
Tall Oven Housing & Larder Units (2115 High)
Matching Plinth & Panelling





Handleless

in **Handleless Anthracite Gloss**
Gloss Painted Handleless

These painted gloss doors in a handleless design create a stunning contemporary look. Shown here in a striking Anthracite gloss finish.

Shown with:

Hi-Line Base Units
Tall Oven Housing & Larder Units (2115 High)
Vertical Bi-Fold Wall Units (720 High)
Matching Plinth

Handleless White Gloss
Gloss Painted Handleless



Lighting solutions for your kitchen

Getting the lighting right in your kitchen is critical, it's the room that attracts the most use both day and night, so creating the mood that you desire can be done with careful planning. Please consider the choice of lighting options shown on the right, to create sufficient lighting for task, mood and convenience.



1. Over Cabinet & Plinth

LED flexible strip lighting added to the top or around the plinth enhancing the ambience of the kitchen.



2. Under Cabinet Spot & Strip

Sufficient lighting is a must in task based areas where hobs, sinks and worktop surfaces are in use.



3. Drawer & In Cabinet

Lighting in cupboards and drawers adds the finishing touch to your kitchen.



4. Bluetooth Control

Bluetooth dimming and light temperature level control from your phone or tablet allowing many choices in lighting ambience.



5. Pop-up & Flip Over Point

This allows the user to plug in any appliance and charge any USB powered device within the convenience of the kitchen.



6. Colour Temperature

Most lighting is available in natural or warm white. In addition to these choices a range of tunable lights are available, allowing you to choose from cool to natural to warm white light to create your own lighting mood.



Clever storage



Everything in it's perfect place.

Everything within reach. **Easy to use and enjoy.**

Sometimes the simplest things are the most extraordinary.

Just as nature exhibits amazing efficiency among its elements, Kesseböhmer strives to achieve the perfect balance between form and function. And after 55 years, you can rest assured, they've figured it out. With clever storage that considers convenience for today's multi-use kitchens as much as it considers capacity. The elegance and functionality of the Cantilever Corner, Kesseböhmer turns ordinary cabinets into extraordinary kitchens. Truly innovative designs with non-slip surfaces, transparent storage and smooth handling that deliver a level of simplicity that is naturally easy to use and enjoy.

Tall Pull-Out Larder Unit

Although we can easily go out and fetch supplies practically whenever we like by popping to the nearest supermarket or even a petrol station (at night time or late on Sundays), every household still keeps a stock of foods. Pasta, sugar, flour, rice, salt, cocoa, jam, tinned food, sauces, ketchup ... are just a few examples.

Even this short list is enough to explain why it is that most people end up significantly underestimating the quantity and value of their own stored foods. One of the main reasons for this is that many kitchens do not have a specific, central place for stored foods. Instead, people nearly always store food in a wide range of cupboards. And that is anything other than ideal. You lose track of everything, you waste time searching for things and many foods are simply overlooked or forgotten. This leads to unnecessary duplicate purchases and is exactly the opposite of what you want. Now, at last, there is a solution with our tall Pull-Out Larder Unit!



150 Pull-Out

Good ideas fit in anywhere. Kesseböhmer creates much more than a tiny filler. When placed by the oven, the 150mm Pull-Out is the convenient solution for spices, baking trays or an indispensable towel. The high quality fitting lends even the smallest kitchen cabinets that special touch of elegance.

With Kesseböhmer - the worlds leading premium storage brand, our Kitchens include great design ideas not just on the outside but on the inside too.

Kesseböhmer storage solutions provide stylish, practical and functional solutions providing better organised and easier access to storage space. In addition to brilliant functionality, Kesseböhmer storage solutions stand for exclusive design and a high quality finish. Internal cabinet space is used more efficiently than conventional systems, helping you get the most out of your kitchen.



Cantilever Corner

Combines optimal space utilisation with a clear overview and ease of use. You can store a lot of pots and pans - and each one is always in easy reach.



Pull-Out Corner

Pull once gently and both the front pull-out and the rear one move forward into easy reach - all in one noiseless, flowing movement.



3/4 Carousel Corner



1/2 Carousel Corner

Quality Carousel Corner trays are offered in a contemporary silver grey finish with solid bases that provide for a stable non-slip storage solution. They are available in both 1/2 and 3/4 size revolving units.

The iMove

The intelligent pull-down system for wall units.

This pull down wall unit shelf system enables access to those difficult to reach areas. With an easy to operate pull down system which locks into an open position and then closes easily with one effortless movement. Transforming the classic wall unit in to an effective way of storing those everyday kitchen items.



Recycling Waste Bins

We have a selection of bins available to solve your recycling problems.

Our range of solutions makes recycling quicker and easier and what's more all of our bins are cleverly integrated within the kitchen!



Pull out waste bin units with recycling compartments available in 300, 400, 450, 500 & 600mm widths



Pull-Out Waste Bin




Swing Out Waste Bin


1 Select your door finish

Choosing your door style and finish is important. Colour match to your desired kitchen finish or choose a contrast to suit your personality.


PRICE GROUP 1 Matt MFC Slab




PRICE GROUP 1 Matt Foil Slab



PRICE GROUP 2 Matt Foil Plain Shaker



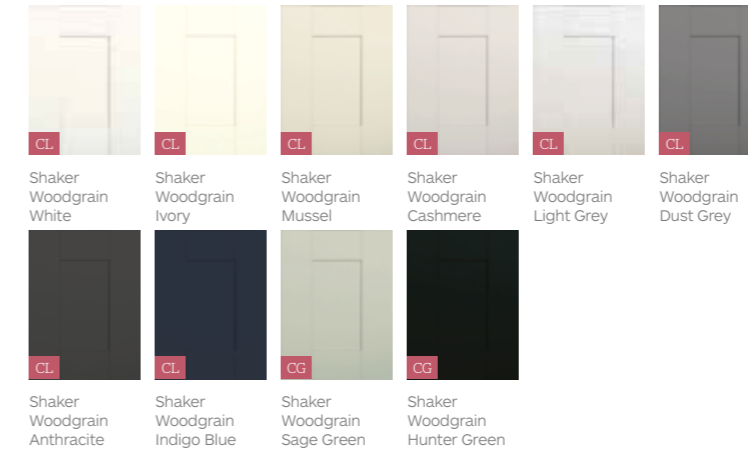
PRICE GROUP 2 Matt Foil Slim Shaker



GLAZED STYLES with the following symbols have a glazed door option.



PRICE GROUP 2 5 Piece Foil Woodgrain Shaker




PRICE GROUP 2 5 Piece Foil Bevelled Woodgrain Shaker



PRICE GROUP 2 5 Piece Foil Bevelled Smooth Shaker




PRICE GROUP 2 Chamfered Foil Shaker



CONTINUE ON THE NEXT PAGE FOR MORE FINISHES

PRICE GROUP 2 Mock Inframe Foil Shaker



CL
White Mock Inframe Shaker
CL
Ivory Mock Inframe Shaker
CL
Mussel Mock Inframe Shaker
CL
Cashmere Mock Inframe Shaker
CL
Light Grey Mock Inframe Shaker
CL
Dust Grey Mock Inframe Shaker
CL
Charcoal Mock Inframe Shaker
CL
Meadow Green Mock Inframe Shaker
CL
Fjord Green Mock Inframe Shaker
CL
Labrador Green Mock Inframe Shaker
CL
Denim Blue Mock Inframe Shaker
CL
Azure Blue Mock Inframe Shaker
CL
Indigo Blue Mock Inframe Shaker

PRICE GROUP 2 5 Piece Foil Beaded Woodgrain Shaker



CL
White Grey Beaded Shaker
CL
Light Grey Beaded Shaker
CL
Dust Grey Beaded Shaker
CL
Taupe Grey Beaded Shaker
CL
Marine Blue Beaded Shaker

PRICE GROUP 2 Painted Matt Slab




CG
White Matt Slab
CG
Cashmere Matt Slab
CG
Light Grey Matt Slab
CG
Dust Grey Matt Slab
CG
Anthracite Matt Slab
CG
Indigo Blue Matt Slab

PRICE GROUP 2 Painted Gloss Slab



CG
White Gloss Slab
CG
Ivory Gloss Slab
CG
Cashmere Gloss Slab
CG
Light Grey Gloss Slab
CG
Dust Grey Gloss Slab
CG
Anthracite Gloss Slab

PRICE GROUP 2 Soft Matt Slab (Laminate Foil)



CG
White Soft Matt Slab
CG
Porcelain Soft Matt Slab
CG
Cashmere Soft Matt Slab
CG
Light Grey Soft Matt Slab
CG
Dust Grey Soft Matt Slab
CG
Graphite Soft Matt Slab
CG
Indigo Blue Soft Matt Slab

PRICE GROUP 3 Designer Matt MFC Slab



CG
Milano Oxide Slab
CG
Milano Concrete Slab
CG
Jupiter Slab
CG
Smoke Blue Matt Slab
CG
Denim Blue Matt Slab
CG
Fjord Green Matt Slab

PRICE GROUP 4 Matt Painted Handleless



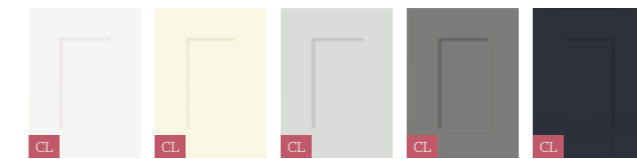
CG
Handleless White Matt
CG
Handleless Cashmere Matt
CG
Handleless Light Grey Matt
CG
Handleless Dust Grey Matt
CG
Handleless Anthracite Matt
CG
Handleless Indigo Blue Matt
CG
Handleless Hunter Green Matt

PRICE GROUP 4 Gloss Painted Handleless



CG
Handleless White Gloss
CG
Handleless Ivory Gloss
CG
Handleless Cashmere Gloss
CG
Handleless Light Grey Gloss
CG
Handleless Dust Grey Gloss
CG
Handleless Anthracite Gloss

PRICE GROUP 4 Painted Matt Shaker



CL
Painted Matt Shaker White
CL
Painted Matt Shaker Ivory
CL
Painted Matt Shaker Light Grey
CL
Painted Matt Shaker Dust Grey
CL
Painted Matt Shaker Indigo Blue

PRICE GROUP 5 Beaded Shaker Solid Painted



CB
Beaded Shaker Solid Light Oak
CB
Beaded Shaker Painted Ivory
CB
Beaded Shaker Painted Porcelain
CB
Beaded Shaker Painted Mussel
CB
Beaded Shaker Painted Pebble Grey
CB
Beaded Shaker Painted Light Grey
CB
Beaded Shaker Painted Dust Grey
CB
Beaded Shaker Painted Sage Green
CB
Beaded Shaker Painted Marine

PRICE GROUP 5 Solid Painted Shaker



CB
Solid Light Oak Shaker
CB
Painted Ivory Shaker
CB
Painted Porcelain Shaker
CB
Painted Mussel Shaker
CB
Painted Pebble Grey Shaker
CB
Painted Light Grey Shaker
CB
Painted Dust Grey Shaker
CB
Painted Sage Green Shaker
CB
Painted Marine Shaker

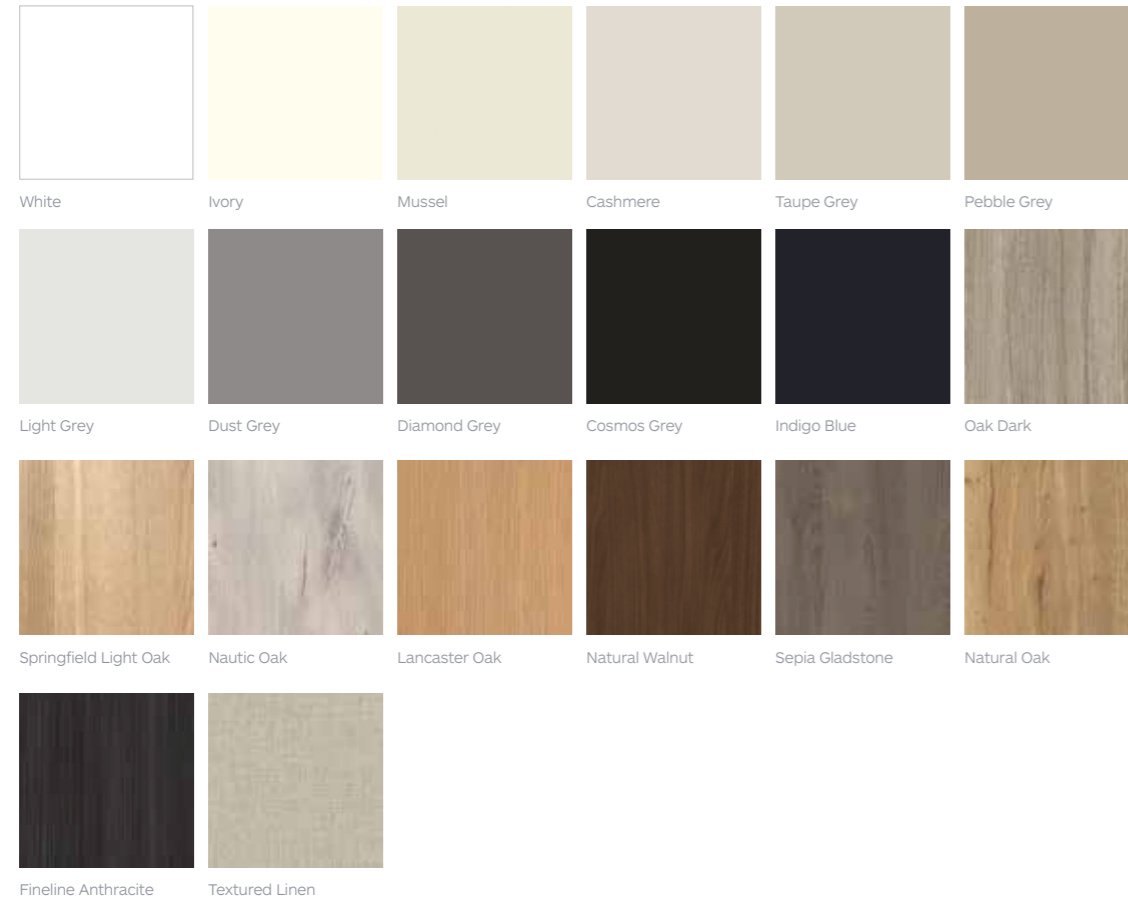
PRICE GROUP 5 Solid Slim Painted Shaker



CL
Painted Ivory Slim Shaker
CL
Painted Porcelain Slim Shaker
CL
Painted Mussel Slim Shaker
CL
Painted Pebble Grey Slim Shaker
CL
Painted Light Grey Slim Shaker
CL
Painted Dust Grey Slim Shaker
CL
Painted Marine Slim Shaker

2 Choose your cabinet finish


Choose from a selection of 20 cabinet finishes to co-ordinate with your chosen door finish or alternatively choose your own look by using a contrasting colour. They look as good on the inside as they do on the outside.



3 Choose your worktop finish

With 40 traditional and contemporary finishes, ranging from a slim 16mm squared edged worktop through to a 38mm radiused style, you are guaranteed to find the perfect match for your dream kitchen.


16MM SQUARE EDGE



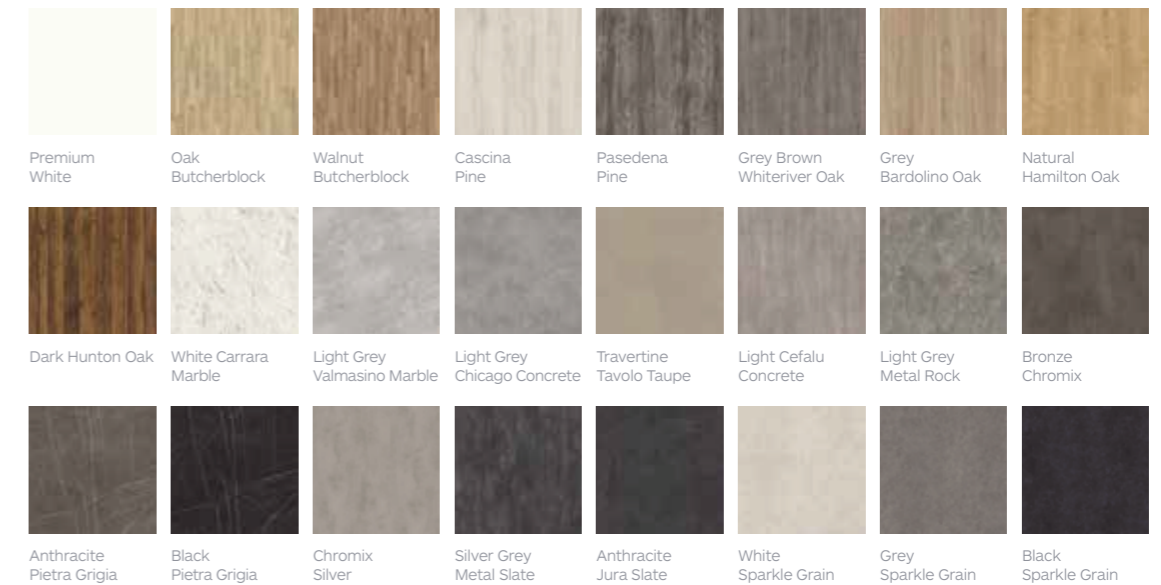
25MM SQUARE EDGE



38MM SQUARE EDGE


































38MM POSTFORMED



4 Choose your handle


Choose from our selection handles to complete your perfect kitchen.

<p>Brushed Brass Knob TH1141</p> 	<p>Antique Pewter Knob TH350</p> 	<p>Brushed Nickel Oval Knob TH2007</p> 	<p>Antique Oval Knob TH2008</p> 
<p>Antique Copper Knob TH1131</p> 	<p>Oak Knob TH570</p> 	<p>American Copper Knob TH1164</p> 	<p>Brushed Nickel Knob TH1165</p> 
<p>Brushed Copper 9mm Square Bar Handle TH1063</p> 	<p>Black Steel 9mm Square Bar Handle TH1125</p> 	<p>Grey 9mm Square Bar Handle TH1126</p> 	<p>Brushed Steel 9mm Square Bar Handle TH1127</p> 
<p>Chrome 9mm Square Bar Handle TH1128</p> 	<p>Antique Brass 9mm Square Bar Handle TH1129</p> 	<p>Stainless Steel Taper Bridge Handle TH302</p> 	<p>Modern Chrome 'D' Handle TH112</p> 
<p>Brushed Steel Bow Bridge Handle TH358</p> 	<p>Brushed Steel Case Bridge Handle TH137</p> 	<p>Chrome Bow Handle TH2006</p> 	<p>Aluminium Bow Handle TH359</p> 
<p>Satin Nickel Bow Handle TH2005</p> 	<p>Antique Copper 'D' Handle TH1132</p> 	<p>Modern Chrome 'D' Trim Handle TH305</p> 	
<p>Cast Iron 'D' Handle Set TH490</p> 	<p>Chrome Knob & Shell Handle Set TH1008</p> 	<p>Antique Bronze Knob & Shell Handle Set TH1041</p> 	<p>Copper Knob TH1149</p> 
<p>TH1012</p> 	<p>TH1009</p> 	<p>TH1040</p> 	
<p>TH1013</p> 			

<p>Brushed Steel Block Bar Handle Set TH351 TH354</p> 	<p>Antique Pewter Handle Set TH139 TH138</p> 	<p>Stainless Steel 'D' Scalloped Handle Set TH303 TH304</p> 	<p>Satin Nickel Bow Handle Set TH307 TH308</p> 
<p>Brushed Steel Bridge Handle Set TH352 TH301</p> 	<p>Black Bow Handle Set TH1099 TH1100</p> 	<p>Graphite Angular 'D' Handle Set TH1157 TH1158</p> 	
<p>Brushed Aluminium Wrap Over Handle Set TH326 TH237</p> 	<p>Chrome Wrap Over Handle Set TH1168 TH1169</p> 	<p>Graphite Wrap Over Handle Set TH1065 TH1066</p> 	<p>Bronze Wrap Over Handle Set TH1094 TH1095</p> 
<p>TH238</p> 	<p>TH1170</p> 	<p>TH1067</p> 	<p>TH1096</p> 
<p>Copper Wrap Over Handle Set TH1091 TH1092</p> 	<p>Black Wrap Over Handle Set TH1078 TH1079</p> 	<p>Chrome Slimline Handle Set TH201 TH208</p> 	<p>Brushed Steel Slimline Handle Set TH1001 TH1002</p> 
<p>TH1093</p> 	<p>TH1080</p> 	<p>TH289</p> 	<p>TH1003</p> 

Stainless Steel Boss Bar Handle

(Set of 5 sizes available)



Drawer Handles			Door Handles
<p>TH345 (188mm)</p> 	<p>TH347 (284mm)</p> 	<p>TH349 (476mm)</p> 	<p>TH345 (188mm) Recommended Door handle size</p> 
<p>TH346 (220mm)</p> 	<p>TH348 (348mm)</p> 		

Alusplash Backsplash

AluSplash is an aluminium kitchen splashback which is fire resistant, grout free and easy to clean and maintain. It is the ideal interior wall panel, as it gives a modern finish to any kitchen space.

Safe, Hygienic & Low Maintenance

- Grout free and non-porous
- Dirt and grime can be easily wiped and cleaned with a microfiber cloth
- Non-toxic and Lead-free paint surface
- Will not shatter or crack like glass
- Easy to clean and maintain

Eco Friendly

- 100% post-consumer recyclable
- Non-toxic and Lead-free
- No emissions of greenhouse gases during production

Fire Resistant

- Fire rated and safe to use behind gas hobs, unlike acrylic splashbacks
- Suitable to be used behind all popular hobs
- Maintain a 30mm / 1.18" distance from the edge of the hob


Quick & Easy to Install

- Does not require expensive professional installation
- Fabricate with normal wood working tools
- Can be installed 3 times faster than tile splashbacks
- Can be V-grooved & folded around the corners, without joints
- Easy to make cut outs for electrical sockets
- Full range of edge and corner profiles available for a clean finish


	AluSplash	Glass	Acrylic	Tiles	Painted Walls
Easy Maintenance	✓	✓	✓	✗	✗
Fire Resistant	✓	✓	✗	✓	✓
DIY & Easy Fabrication	✓	✗	✓	✗	✓
Quick Installation	✓	✗	✓	✗	✓
Affordability	✓	✗	✓	✓	✓
Durability	✓	✗	✓	✓	✗
Formability	✓	✗	✓	✗	✗
Can be V-grooved & folded around the corners	✓	✗	✗	✗	✗



16MM SQUARE EDGE



16MM SQUARE EDGE



Essential Planning Information

Planning Your Space

The kitchen is the heart of every home, now used for so much more than just cooking. When you are ready to begin planning look carefully at the available space. What shape is the room and how can you get the most out of it, taking into account all the requirements of your busy lifestyle.

Layout Considerations

Consider how you use your kitchen and what you like about it. Think about what you would change from increasing storage space to ensuring you have enough preparation area. Make a list of the things you'd like to keep and what you'd like to change. This will be useful when planning your space.

Working Zones

Most kitchens work best divided into work zones covering storage (fridge/freezer/larder), washing (sink/dishwasher) and cooking (oven/hob).

The relationship between these three zones are often referred to as 'the working triangle' and if positioned correctly will ensure a practical and efficient layout making the kitchen a joy to use.

Straight



'L' Shape



Galley



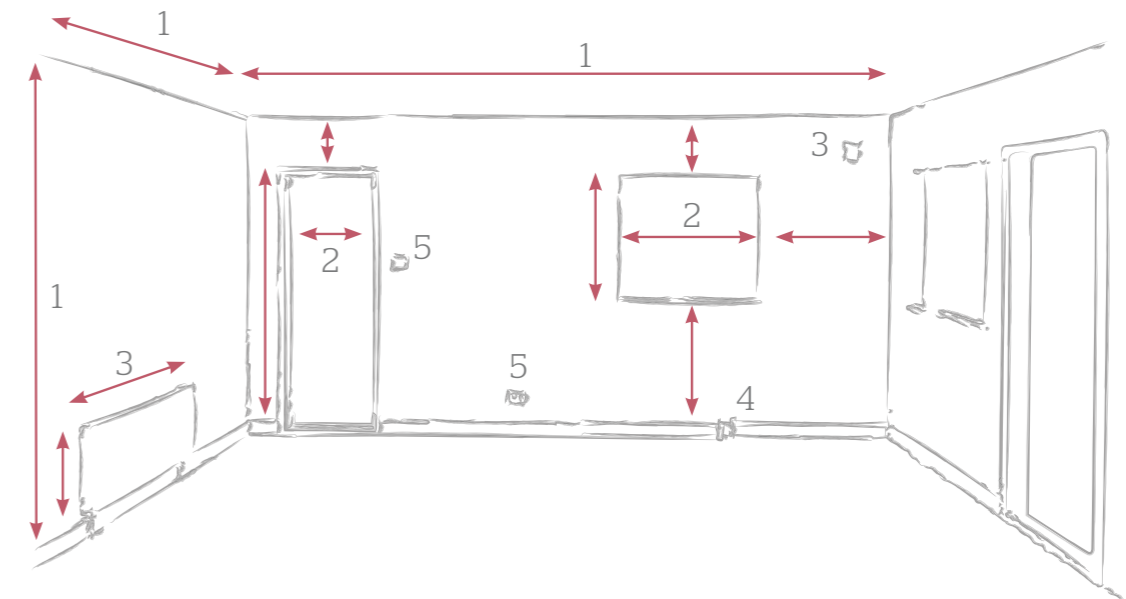
'U' Shape



Measuring your space

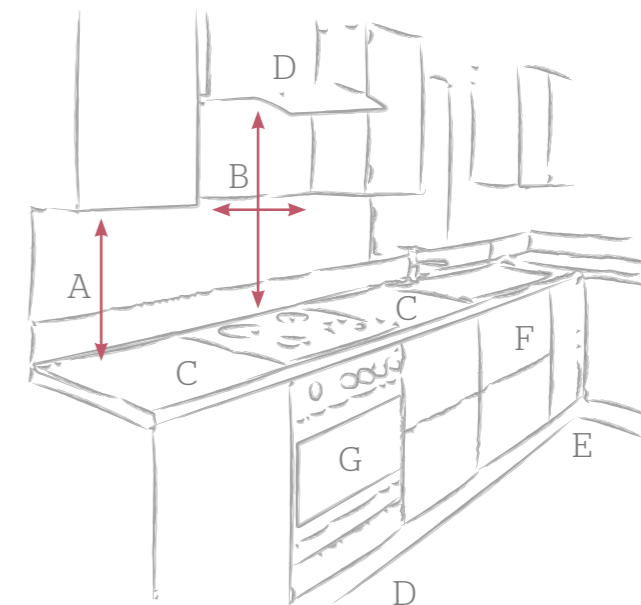
Successful kitchen planning starts with accurate and precise measurements. Careful preparation at this stage will ensure a smooth process leading to a kitchen that will fit perfectly.

1. Start by measuring the overall length of all walls and the height from floor to ceiling and record these in millimetres on your plan.
2. Measure each window and door by detailing the floor to sill, the height and width and the distance from the ceiling and room corners remembering to include the frame.
3. Check for obstructions such as radiators, meters, extractors or ventilation grilles and detail these on the plan.
4. Note the position of any stop taps, water and gas pipes and outside drain that the waste pipe runs into.
5. Finally mark any existing power points and light switches on your plan.

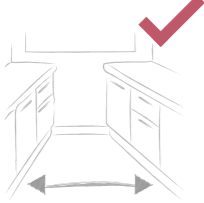

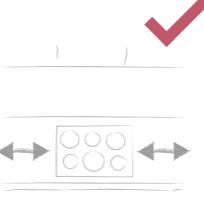
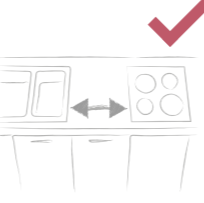



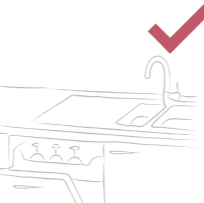
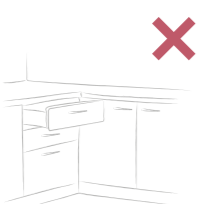





Further tips

- A. Splashback height
- B. Hob clearances
- C. Preparation spaces
- D. Oven ventilation
- E. Corner planning
- F. Drawer options
- G. Appliances



Design points to consider

 <p>Allow sufficient space to pass comfortably between units remembering to allow for doors and drawers to open fully.</p>	 <p>Small fillers should be planned between all walls and units allowing for uneven walls and clearance for door opening.</p>	 <p>Think about providing space to place hot pans onto a pan stand close to the hob.</p>	 <p>Plan sufficient worktop space for preparation especially in the hob and sink area.</p>
 <p>Place on an outside wall if possible and ensure manufacturers recommended extractor /hob clearances are maintained.</p>	 <p>Consider the appliances you have and any additional ones you would like to include.</p>	 <p>Think about drawer and pan drawer storage requirements and their location for ease of access.</p>	 <p>Dishwashers should be as close to the sink as possible for ease of use and plumbing.</p>
 <p>If possible avoid placing drawer units in corner situations.</p>	 <p>It is not recommended to plan ovens adjacent to walls.</p>	 <p>It is not recommended to plan sinks adjacent to walls.</p>	 <p>It is not recommended to plan ovens in corner situations.</p>

Finishing touches

Once you are happy with the overall layout consider including some additional design features such as glazed wall units or lighting to complete your kitchen.

Collect ideas for colour schemes from magazines and the internet. Make a lifestyle board to compare colours and finishes for walls, flooring and fabrics. This will help with your design.

Cabinet features



- 1 Traditional Glue and dowel construction supplied fully assembled.
- 2 Rigid 19mm MFC Cabinets in 20 colour options with 8mm matching backs.
- 3 Handed cabinet units without unsightly drillings.
- 4 Solid top shelf on base units, sink & hob units supplied with rail for access.
- 5 Robust Thermoplast ABS edging to all exposed edges.
- 6 All cabinets have built in soft closing systems fitted to doors, drawers and mechanisms.
- 7 500 deep grey steel drawers complete with steel backs, supplied with soft closing and full extension runners. Pan drawers are fitted with 201mm high backs and square gallery side rails.
- 8 30Kg standard steel drawer capacity. 50Kg on 800/900/1000 widths.
- 9 Quality internal wirework fittings in a silver grey finish with soft close mechanisms.
- 10 All metal 110° 3 way fully adjustable clip on hinges for easy adjustment and removal if required.
- 11 Fully adjustable concealed wall cabinet hanging brackets provide a secure and neat finish.
- 12 Adjustable middle shelves edged all round with Stainless steel shelf support pegs.

- 13 Fitted integrated door buffers on all door and drawer fronts.
- 14 150mm adjustable legs with 5th leg on double cabinets.
- 15 Base & Tall cabinet service void gap of 47mm, Wall cabinet void of 17mm.

Optional Features

- Wooden oak dovetail drawer box and pan drawer options.
- Aluminium sink drip trays.
- Extensive choice of handle styles & finishes.
- Additional middle shelf for Hi-line base units.
- Non-slip drawer insert mats.
- Plinth sealing strip floor profile.

All cabinets are made to order & hand built in the UK.



Profile



Slab



Shaker



Handleless

Kitchen

COLLECTION

2022 Brochure



www.carbonbalancedpaper.com
CBP 07442